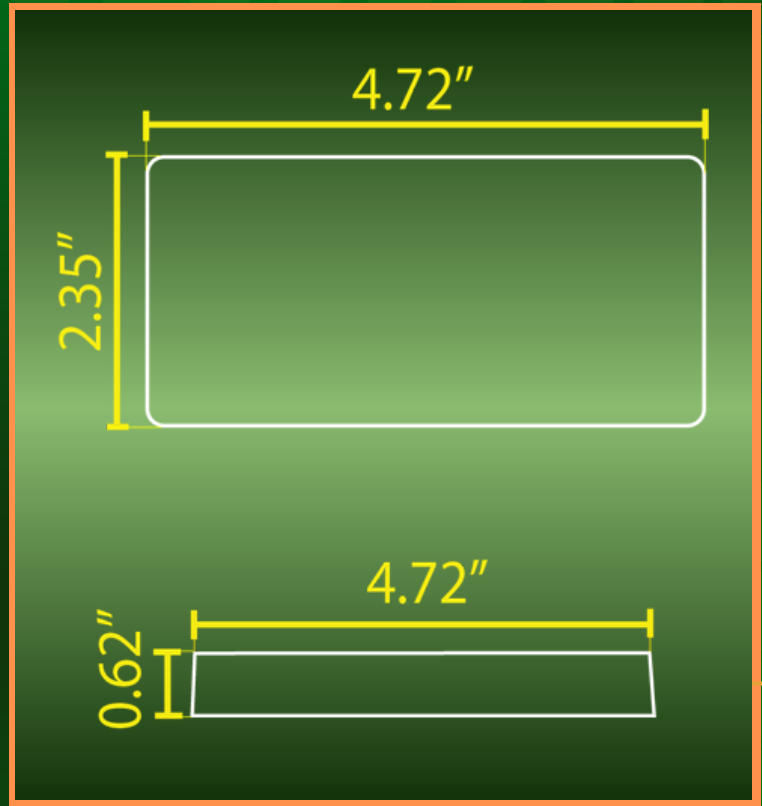
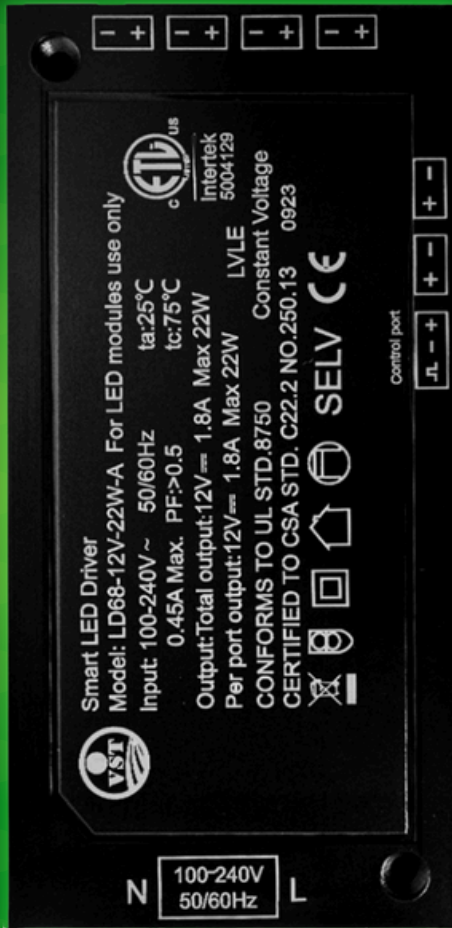


TSDC22

TRANSFORMER

SPEC SHEET



THE TSDC22 22W DC TRANSFORMER IS A COMPACT COMMERCIAL-GRADE POWER ADAPTER DESIGNED TO PROVIDE STEADY LOW-VOLTAGE POWER FOR COMPATIBLE LIGHTING AND ELECTRONIC APPLICATIONS. BUILT WITH A HEAVY-DUTY COMMERCIAL PLASTIC BODY AND FINISHED IN BLACK, THIS TRANSFORMER IS MADE FOR CUSTOMERS WHO WANT A PRACTICAL, LIGHTWEIGHT, AND DEPENDABLE POWER SOLUTION IN A SLIM FORM FACTOR. ITS BROAD 100-240V INPUT RANGE ALSO MAKES IT ADAPTABLE TO DIFFERENT POWER ENVIRONMENTS, WHICH ADDS FLEXIBILITY FOR A RANGE OF INSTALLATIONS.


WITH AN OUTPUT RATED AT 12V, 1.8A MAX, 22W, THE TSDC22 IS DESIGNED TO DELIVER STABLE CONSTANT POWER FOR LOW-VOLTAGE USE. THE PRODUCT PAGE ALSO LISTS A PER-PORT OUTPUT OF 12V, 1.8A MAX, ALONG WITH 50/60HZ OPERATION AND A MAXIMUM CURRENT OF 0.45A, MAKING IT A PRACTICAL OPTION FOR COMPACT SYSTEMS THAT NEED CONSISTENT ELECTRICAL PERFORMANCE WITHOUT THE SIZE OF A LARGER TRANSFORMER.



YOUTUBE VIDEO
INSTALLATION GUIDE



WEBSITE



CATALOG

ABBA
 LIGHTING USA
 12V Landscape Light Specialist



(800) 360-2960



ABBALightingUSA@gmail.com



7701 Alabama Ave, Canoga Park, CA 91304