

UNBOI WELL LIGHT



INSTALLATION GUIDE

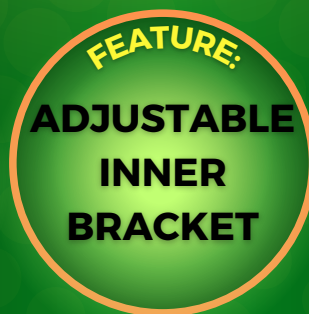
ABBA LIGHTING USA

UNBO WELL LIGHT



NATURAL
BRASS
FINISH

HEAVY DUTY
CAST BRASS



ABBA LIGHTING USA

Thank you for choosing our high-quality product. To ensure the best possible experience, please take a moment to carefully read and follow all instructions before assembly, installation, and use. Doing so will not only guarantee proper function and safety but also help you maximize the full potential of this exceptional product. We truly appreciate your business and are honored to be your trusted provider of top-notch products!



YOUTUBE VIDEO
INSTALLATION GUIDE



WEBSITE



CATALOG



(800) 360-2960



ABBALightingUSA@gmail.com



7701 Alabama Ave, Canoga Park, CA 91304

WARNING

TO REDUCE THE RISK OF FIRE OR INJURY TO PERSONS:

- ✓ Please exercise caution when using the lamp, as it tends to HEAT up rapidly. We recommend taking necessary safety measures to ensure optimal usage.
- ✓ For your safety, please refrain from touching the HOT lens, guard, or enclosure. We recommend waiting for the product to cool down before handling it.
- ✓ To prevent any fire hazards, please ensure that the lamp is kept away from materials that may easily catch fire. We appreciate your cooperation in maintaining a safe and secure environment.
- ✓ For safety reasons, we recommend that only a qualified professional install this electrical product.
- ✓ Before attempting to install this unit, ensure all power connections are off for your own safety.

WARRANTY


- We stand behind the quality of our product and offer a 2 year warranty. Kindly ensure that you keep the proof of purchase as it will be required for any warranty claims.
- Warranty will be void if there is any damage due to improper usage or modification to the fixture.
- Failure to comply with the instruction in this manual may increase the risk of damage or injury and will void warranty.



YOUTUBE VIDEO
INSTALLATION GUIDE



WEBSITE



CATALOG



(800) 360-2960



ABBALightingUSA@gmail.com



7701 Alabama Ave, Canoga Park, CA 91304

CAUTION:

FIXTURE(S) MUST BE INSTALLED IN ACCORDANCE WITH ALL LOCAL CODES AND ORDINANCES.

DO NOT INSTALL WITHIN 10 FEET OF A POOL, SPA OR FOUNTAIN

UNB01 Aluminum Well Light

Premium In-Ground Lighting for Lasting Outdoor Elegance

The UNB01 Brass Well Light with Grill from Abba Lighting USA is the ultimate choice for professional-grade in-ground lighting that blends rugged durability with architectural sophistication. Constructed from solid cast brass and designed to be installed flush with the ground, this fixture delivers powerful, glare-shielded illumination that enhances the beauty and safety of your landscape without disrupting the design aesthetic.

Whether installed in residential gardens, commercial pathways, driveways, hardscape borders, or tree uplighting applications, the UNB01 delivers targeted and ambient lighting with a classic brass finish that gracefully ages to a rich patina, adding timeless appeal to any space.

Precision Engineering Meets Outdoor Toughness

Designed for environments that demand both visual elegance and structural integrity, the UNB01 features a heavy-duty cast brass body with a protective grill cover that shields the lamp while dispersing light with controlled elegance. Its integrated PVC sleeve/housing ensures long-term protection below grade, keeping the fixture stable and shielded from direct soil contact and moisture exposure.

The fixture accommodates a standard PAR 36, allowing flexibility in light temperature, beam angle, and wattage. The open face design and sturdy grill allow light to pass effectively while minimizing glare, making it ideal for illuminating trees, walls, sculptures, and architecture.



YOUTUBE VIDEO
INSTALLATION GUIDE



WEBSITE



CATALOG



(800) 360-2960



ABBALightingUSA@gmail.com



7701 Alabama Ave, Canoga Park, CA 91304

CAUTION:

FIXTURE(S) MUST BE INSTALLED IN ACCORDANCE WITH ALL LOCAL CODES AND ORDINANCES.


DO NOT INSTALL WITHIN 10 FEET OF A POOL, SPA OR FOUNTAIN

- ⚙️ Material: Solid Cast Brass
- 💡 Lamp Type: PAR 36
- 🔌 Input Voltage: 12V AC/DC
- 💧 Waterproof Rating: IP65 (Fully Weatherproof)
- 🔩 Installation In-ground with PVC Sleeve Included
- 📏 Fixture Diameter 4.5 inches (approx.)
- 🟪 Grill Cover Brass Grill – reduces glare and protects lamp
- 🔦 Light Direction Uplighting
- 🌡️ Operating Temp -20°C to 50°C
- 🔌 Wire Leads Pre-stripped, pre-sealed, 36" Standard Wire
- 🛡️ Finish Natural Brass (Ages into Antique Bronze)
- 🌿 Ideal Applications

Ideal Applications

The UNB01 is built to meet the expectations of landscape lighting professionals and designers who demand both performance and durability. It's perfectly suited for:

- 🌳 Tree Uplighting – Accentuate natural beauty and height with clean beam focus
- 🏠 Architectural Lighting – Highlight building textures, columns, and walls
- 🚗 Driveways & Walkways – Recessed installation provides subtle, safe navigation lighting
- 🗿 Hardscaping Edges – Clean, flush fit along the perimeter of patios and decks
- 🏢 Commercial Properties – Ideal for upscale hotel courtyards or office complex landscaping



YOUTUBE VIDEO
INSTALLATION GUIDE



WEBSITE



CATALOG



(800) 360-2960



ABBALightingUSA@gmail.com



7701 Alabama Ave, Canoga Park, CA 91304

CAUTION:

FIXTURE(S) MUST BE INSTALLED IN ACCORDANCE WITH ALL LOCAL CODES AND ORDINANCES.

DO NOT INSTALL WITHIN 10 FEET OF A POOL, SPA OR FOUNTAIN

Abba Lighting USA's UNB01 represents the intersection of rugged reliability and elegant performance. From its corrosion-resistant brass construction to its versatile MR16 compatibility, this in-ground well light stands out as a lasting investment for those seeking performance lighting that complements fine outdoor design.



YOUTUBE VIDEO
INSTALLATION GUIDE



WEBSITE



CATALOG



(800) 360-2960



ABBALightingUSA@gmail.com



7701 Alabama Ave, Canoga Park, CA 91304

CAUTION:

FIXTURE(S) MUST BE INSTALLED IN ACCORDANCE WITH ALL LOCAL CODES AND ORDINANCES.

DO NOT INSTALL WITHIN 10 FEET OF A POOL, SPA OR FOUNTAIN

STEP-BY-STEP INSTALLATION INSTRUCTIONS

Safety Precautions

- Ensure the power supply is turned off before installation.
- Follow local electrical codes and regulations.
- Wear protective gloves during installation to avoid injury.
- Do not install in areas prone to excessive moisture unless properly sealed.
- Ensure all connections are waterproof for outdoor installations.

1. Preparing the Installation Site

- Select a location that provides the best illumination while avoiding areas prone to standing water.
- If installing in-ground, dig a hole large enough to accommodate the fixture and the wiring.
- If installing in concrete or hard surfaces, ensure proper mounting sleeves or junction boxes are available.



YOUTUBE VIDEO
INSTALLATION GUIDE



WEBSITE



CATALOG



(800) 360-2960



ABBALightingUSA@gmail.com



7701 Alabama Ave, Canoga Park, CA 91304

INSTALLATION GUIDE FOR UNB01

2. Wiring Connections

- Turn off the power at the main electrical panel.
- Connect the fixture's low-voltage wires to the main power supply using the provided connectors. Use WN12 (Sold Separately) to Waterproof your connection.
- Secure all wire connections and test for continuity before final installation.
- Use waterproof electrical tape or silicone sealant to protect connections from moisture.

3. Fixture Installation

For In-Ground Installation:

- Place the mounting sleeve (if provided) into the prepared hole.
- Insert the fixture into the sleeve, ensuring it is level and secure
- Use gravel and soil for additional stability.

For Concrete/Hard Surface Installation:

- Secure the fixture using mounting brackets or embedded housing.
- Ensure the fixture is flush with the surface for a clean, professional look.



YOUTUBE VIDEO
INSTALLATION GUIDE



WEBSITE



CATALOG



(800) 360-2960




ABBALightingUSA@gmail.com



7701 Alabama Ave, Canoga Park, CA 91304


INSTALLATION GUIDE FOR UNB01

CONCRETE



WN12 WATERPROOF
WIRE NUTS
(SOLD SEPARATELY)

SOIL



WN12 WATERPROOF
WIRE NUTS
(SOLD SEPARATELY)



YOUTUBE VIDEO
INSTALLATION GUIDE



WEBSITE



CATALOG



(800) 360-2960

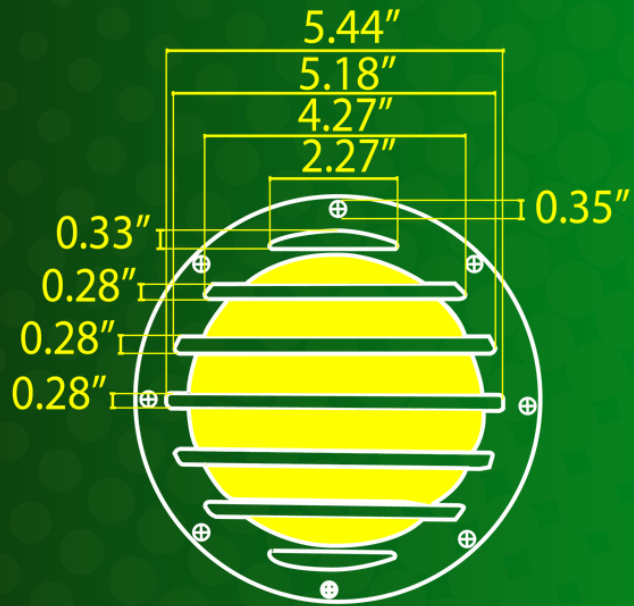


ABBALightingUSA@gmail.com




7701 Alabama Ave, Canoga Park, CA 91304

INSTALLATION GUIDE FOR UNB01



FIXTURE TOP ANGLE

FIXTURE BOTTOM ANGLE



FIXTURE SIDE ANGLE



YOUTUBE VIDEO
INSTALLATION GUIDE



WEBSITE



CATALOG



(800) 360-2960



ABBALightingUSA@gmail.com



7701 Alabama Ave, Canoga Park, CA 91304

INSTALLATION GUIDE FOR UNB01

MAINTENANCE TIPS


- **Regular Inspection:** Periodically check the bracket and fixture to ensure they are still securely mounted and functioning correctly.

SAFETY PRECAUTIONS

- Always wear appropriate safety gear, such as gloves and safety glasses, during installation.
- Ensure the mounting surface is capable of supporting the weight of both the bracket and the lighting fixture.


ADDITIONAL RESOURCES

For a detailed video tutorial on how to install, visit our YouTube channel and search for "UNB01"



Please visit our website for more of our products.

www.ABBALightingUSA.com



YOUTUBE VIDEO
INSTALLATION GUIDE



WEBSITE



CATALOG



(800) 360-2960



ABBALightingUSA@gmail.com



7701 Alabama Ave, Canoga Park, CA 91304

UNB01

WELL LIGHT


PAR 36 (SOLD SEPARATELY)



3000K



5000K



4000K