

UNIAO7

WELL LIGHT



INSTALLATION GUIDE

ABBA LIGHTING USA

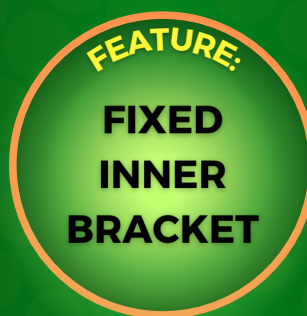
UNAO7

WELL LIGHT

BLACK
FINISH



HEAVY DUTY
CAST
ALUMINUM



ABBA LIGHTING USA

Thank you for choosing our high-quality product. To ensure the best possible experience, please take a moment to carefully read and follow all instructions before assembly, installation, and use. Doing so will not only guarantee proper function and safety but also help you maximize the full potential of this exceptional product. We truly appreciate your business and are honored to be your trusted provider of top-notch products!



YOUTUBE VIDEO
INSTALLATION GUIDE



WEBSITE



CATALOG



[\(800\) 360-2960](tel:(800)360-2960)



ABBALightingUSA@gmail.com



7701 Alabama Ave, Canoga Park, CA 91304

WARNING

TO REDUCE THE RISK OF FIRE OR INJURY TO PERSONS:

- ✓ Please exercise caution when using the lamp, as it tends to HEAT up rapidly. We recommend taking necessary safety measures to ensure optimal usage.
- ✓ For your safety, please refrain from touching the HOT lens, guard, or enclosure. We recommend waiting for the product to cool down before handling it.
- ✓ To prevent any fire hazards, please ensure that the lamp is kept away from materials that may easily catch fire. We appreciate your cooperation in maintaining a safe and secure environment.
- ✓ For safety reasons, we recommend that only a qualified professional install this electrical product.
- ✓ Before attempting to install this unit, ensure all power connections are off for your own safety.

WARRANTY

- We stand behind the quality of our product and offer a 2 year warranty. Kindly ensure that you keep the proof of purchase as it will be required for any warranty claims.
- Warranty will be void if there is any damage due to improper usage or modification to the fixture.
- Failure to comply with the instruction in this manual may increase the risk of damage or injury and will void warranty.



YOUTUBE VIDEO
INSTALLATION GUIDE



WEBSITE



CATALOG



[\(800\) 360-2960](tel:8003602960)



ABBALightingUSA@gmail.com



7701 Alabama Ave, Canoga Park, CA 91304

CAUTION:

FIXTURE(S) MUST BE INSTALLED IN ACCORDANCE WITH ALL LOCAL CODES AND ORDINANCES.

DO NOT INSTALL WITHIN 10 FEET OF A POOL, SPA OR FOUNTAIN

UNA07 Aluminum Well Light

Reliable, Durable, and Energy-Efficient Outdoor Lighting

The UNA07 Aluminum Well Light by Abba Lighting USA is an exceptional in-ground lighting fixture that combines durability, functionality, and aesthetics. Engineered for both residential and commercial applications, this well light provides versatile lighting solutions for enhancing your outdoor spaces with style and efficiency. Crafted with a robust cast aluminum housing and finished with a sleek black powder coat, the UNA07 is not only designed to withstand harsh weather conditions but also to seamlessly blend into your landscape, offering professional-grade lighting without compromising on performance.

Premium Quality Construction and Design

Constructed from heavy-duty cast aluminum, the UNA07 is built to endure the elements, making it ideal for year-round use in outdoor environments. The black powder-coated finish enhances the fixture's durability by protecting it against corrosion, rust, and wear, while giving it a sleek, modern appearance that complements any outdoor setting. The well light's compact and streamlined design ensures that it will integrate smoothly into gardens, walkways, driveways, and more, providing both functional and decorative lighting.

Powerful Illumination with Flexible Bulb Options


The UNA07 is designed to accommodate MR16 LED bulbs (12V, sold separately). This gives you the flexibility to choose from a variety of light temperatures, ranging from warm white to cool white, depending on your desired ambiance. MR16 LED bulbs are known for their low energy consumption, longer lifespan, and high lumen output, making them an energy-efficient option for landscape lighting. The fixture's efficient LED technology ensures that your outdoor spaces are well-lit, safe, and inviting, while reducing energy consumption and minimizing maintenance costs.



YOUTUBE VIDEO
INSTALLATION GUIDE



WEBSITE



CATALOG



(800) 360-2960



ABBALightingUSA@gmail.com



7701 Alabama Ave, Canoga Park, CA 91304

CAUTION:

FIXTURE(S) MUST BE INSTALLED IN ACCORDANCE WITH ALL LOCAL CODES AND ORDINANCES.

DO NOT INSTALL WITHIN 10 FEET OF A POOL, SPA OR FOUNTAIN

Key Features:

- **Material:** Constructed from high-quality, weather-resistant cast aluminum.
- **Finish:** Powder-coated black finish for enhanced corrosion resistance and a contemporary, aesthetic look.
- **Bulb Compatibility:** Compatible with MR16 LED bulbs (12V), offering versatile light color and brightness options.
- **IP Rating:** IP65 rated, providing protection against dust and water, ensuring reliable performance even in harsh weather conditions.
- **Inner Bracket:** The well light is equipped with a fixed inner bracket to securely hold the MR16 bulb in place, preventing movement and ensuring reliable operation.
- **Certifications:** ETL Listed – meeting strict safety standards for high-quality electrical products, ensuring that the UNA07 meets industry safety and performance guidelines.

Ideal Applications:

The UNA07 Aluminum Well Light is a versatile lighting solution, perfect for a variety of outdoor applications. Whether you are illuminating a garden pathway or accentuating architectural features, this well light provides consistent and effective lighting. Some of the ideal applications include:

- **Pathway & Walkway Lighting:** Enhance the safety and beauty of your pathways and walkways with the warm, inviting glow of the UNA07. This well light offers sufficient brightness to illuminate paths while maintaining a soft, unobtrusive ambiance.
- **Accent Lighting for Gardens & Landscaping:** Use the UNA07 to highlight garden features, sculptures, statues, or ornamental trees. Its well-constructed design makes it ideal for casting light on focal points in your outdoor space, creating beautiful shadows and enhancing visual interest.



YOUTUBE VIDEO
INSTALLATION GUIDE



WEBSITE



CATALOG



(800) 360-2960



ABBALightingUSA@gmail.com



7701 Alabama Ave, Canoga Park, CA 91304

CAUTION:

FIXTURE(S) MUST BE INSTALLED IN ACCORDANCE WITH ALL LOCAL CODES AND ORDINANCES.

DO NOT INSTALL WITHIN 10 FEET OF A POOL, SPA OR FOUNTAIN

- **Architectural Lighting:** Accent the exterior of your home or commercial property by installing the UNA07 in strategic locations. Whether it's a column, an archway, or a statue, the well light can be used to highlight architectural details, creating a dramatic effect that adds elegance and sophistication to your outdoor spaces.
- **Security & Safety Lighting:** Place the UNA07 around key entry points or along perimeter walls to improve security. The fixture's illumination can increase visibility, making it easier for residents or visitors to navigate the space while enhancing overall security during the night.
- **Deck & Patio Lighting:** Create a cozy, inviting atmosphere for your outdoor living areas, such as patios and decks. The UNA07 will provide subtle illumination that enhances the mood of the space without overpowering it, making it perfect for outdoor gatherings and relaxation.

Energy Efficiency & Eco-Friendly

The UNA07 is designed with energy efficiency in mind. The MR16 LED bulb (sold separately) consumes less power compared to traditional halogen or incandescent bulbs, while still producing a significant amount of light. This makes it an excellent choice for energy-conscious homeowners and businesses alike. In addition, LED bulbs have a longer lifespan, reducing the frequency of bulb replacements and saving both time and money. The eco-friendly nature of this well light reduces your environmental footprint, contributing to energy conservation efforts.

Weather-Resistant & Long-Lasting Performance

The IP65 rating of the UNA07 means it is protected against dust and can withstand powerful water jets, making it an excellent choice for year-round use in any weather conditions. Whether you live in a region with heavy rain, snow, or harsh winds, the UNA07 is built to endure, ensuring reliable performance for years to come. The durable cast aluminum body and powder-coated finish protect the light from corrosion, rust, and UV damage, allowing it to maintain its attractive appearance even after years of exposure to outdoor elements.



YOUTUBE VIDEO
INSTALLATION GUIDE



WEBSITE



CATALOG



(800) 360-2960



ABBALightingUSA@gmail.com



7701 Alabama Ave, Canoga Park, CA 91304

CAUTION:

FIXTURE(S) MUST BE INSTALLED IN ACCORDANCE WITH ALL LOCAL CODES AND ORDINANCES.

DO NOT INSTALL WITHIN 10 FEET OF A POOL, SPA OR FOUNTAIN

Installation Considerations

The UNA07 Aluminum Well Light is designed for easy installation and can be recessed into the ground, allowing for discreet and efficient illumination. The compact size and sleek design make it a perfect fit for residential and commercial landscaping applications. When installing the well light, ensure that the fixture is placed in an area where it will be sheltered from direct impact and traffic.

Installation Guidelines:

- The UNA07 is designed for in-ground installation. Ensure that the ground is level and that the fixture is recessed properly for both stability and aesthetic appearance.
- Connection to power source: The UNA07 operates on 12V AC/DC power, which is ideal for low-voltage outdoor lighting systems. Ensure proper wiring and connection to a suitable low-voltage transformer.
- Avoid areas with high foot or vehicle traffic to prevent damage to the fixture. It is not recommended for use in driveways or areas with heavy foot traffic where the light could be subjected to impact.

Summary of Features and Benefits

The IP65 rating of the UNA07 means it is protected against dust and can withstand powerful water jets, making it an excellent choice for year-round use in any weather conditions. Whether you live in a region with heavy rain, snow, or harsh winds, the UNA07 is built to endure, ensuring reliable performance for years to come. The durable cast aluminum body and powder-coated finish protect the light from corrosion, rust, and UV damage, allowing it to maintain its attractive appearance even after years of exposure to outdoor elements.



YOUTUBE VIDEO
INSTALLATION GUIDE



WEBSITE



CATALOG



[\(800\) 360-2960](tel:(800)360-2960)



ABBALightingUSA@gmail.com



7701 Alabama Ave, Canoga Park, CA 91304

CAUTION:

FIXTURE(S) MUST BE INSTALLED IN ACCORDANCE WITH ALL LOCAL CODES AND ORDINANCES.

DO NOT INSTALL WITHIN 10 FEET OF A POOL, SPA OR FOUNTAIN

STEP-BY-STEP INSTALLATION INSTRUCTIONS

Safety Precautions

- Ensure the power supply is turned off before installation.
- Follow local electrical codes and regulations.
- Wear protective gloves during installation to avoid injury.
- Do not install in areas prone to excessive moisture unless properly sealed.
- Ensure all connections are waterproof for outdoor installations.

1. Preparing the Installation Site

- Select a location that provides the best illumination while avoiding areas prone to standing water.
- If installing in-ground, dig a hole large enough to accommodate the fixture and the wiring.
- If installing in concrete or hard surfaces, ensure proper mounting sleeves or junction boxes are available.



YOUTUBE VIDEO
INSTALLATION GUIDE



WEBSITE



CATALOG



[\(800\) 360-2960](tel:8003602960)



ABBALightingUSA@gmail.com



7701 Alabama Ave, Canoga Park, CA 91304

INSTALLATION GUIDE FOR UNA07

2. Wiring Connections

- Turn off the power at the main electrical panel.
- Connect the fixture's low-voltage wires to the main power supply using the provided connectors. Use WN12 (Sold Separately) to Waterproof your connection.
- Secure all wire connections and test for continuity before final installation.
- Use waterproof electrical tape or silicone sealant to protect connections from moisture.


3. Fixture Installation

For In-Ground Installation:

- Place the mounting sleeve (if provided) into the prepared hole.
- Insert the fixture into the sleeve, ensuring it is level and secure
- Use gravel and soil for additional stability.

For Concrete/Hard Surface Installation:

- Secure the fixture using mounting brackets or embedded housing.
- Ensure the fixture is flush with the surface for a clean, professional look.



YOUTUBE VIDEO
INSTALLATION GUIDE



WEBSITE



CATALOG



[\(800\) 360-2960](tel:8003602960)




ABBALightingUSA@gmail.com




7701 Alabama Ave, Canoga Park, CA 91304

INSTALLATION GUIDE FOR UNA07

CONCRETE



SOIL



YOUTUBE VIDEO
INSTALLATION GUIDE



WEBSITE



CATALOG



(800) 360-2960



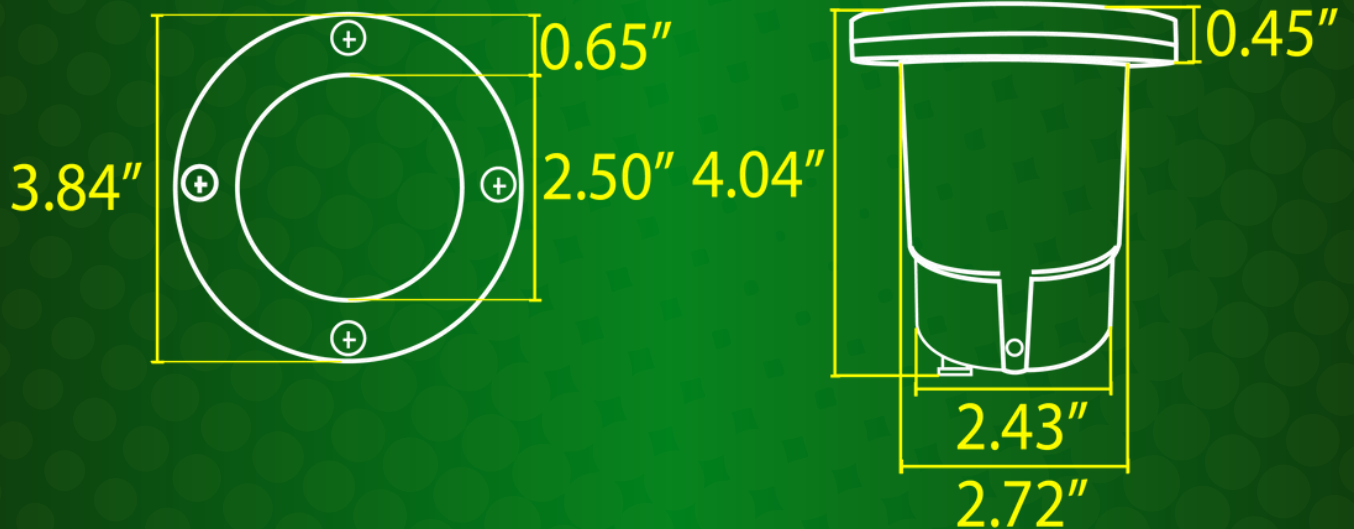
ABBALightingUSA@gmail.com



7701 Alabama Ave, Canoga Park, CA 91304

INSTALLATION GUIDE FOR UNA07

TOP FIXTURE ANGLE



YOUTUBE VIDEO
INSTALLATION GUIDE



WEBSITE



CATALOG



(800) 360-2960



ABBALightingUSA@gmail.com



7701 Alabama Ave, Canoga Park, CA 91304

INSTALLATION GUIDE FOR UNA07

MAINTENANCE TIPS


- **Regular Inspection:** Periodically check the bracket and fixture to ensure they are still securely mounted and functioning correctly.

SAFETY PRECAUTIONS

- Always wear appropriate safety gear, such as gloves and safety glasses, during installation.
- Ensure the mounting surface is capable of supporting the weight of both the bracket and the lighting fixture.


ADDITIONAL RESOURCES

For a detailed video tutorial on how to install, visit our YouTube channel and search for "UNA07"



Please visit our website for more of our products.

www.ABBALightingUSA.com



YOUTUBE VIDEO
INSTALLATION GUIDE



WEBSITE



CATALOG



(800) 360-2960



ABBALightingUSA@gmail.com



7701 Alabama Ave, Canoga Park, CA 91304

UNA07

WELL LIGHT



2700K



4000K



3000K



5000K

MR16 SOLD SEPARATELY

