

DMS52

WELL LIGHT

3W COB
AC/DC

40°
BEAM ANGLE

HEAVY DUTY
STAINLESS STEEL

WITH CASING


IP65

170
LUMENS

30,000
HOURS

NON
DIMMABLE

AVAILABLE FINISH:



TEMPERATURE

3000K

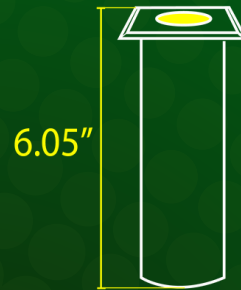


5000K

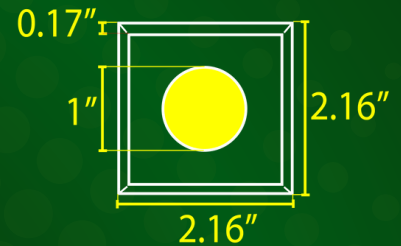


SPEC SHEET

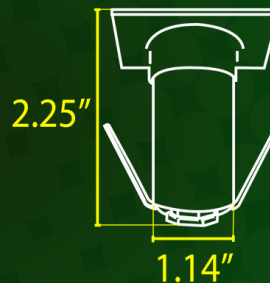
FIXTURE W/ CASE



TOP ANGLE FIXTURE



FIXTURE



CASE



UPGRADE YOUR LANDSCAPE WITH THE SLEEK AND CONTEMPORARY DMS52 INTEGRATED SQUARE STAINLESS STEEL WELL LIGHT FROM ABBA LIGHTING USA. DESIGNED FOR ARCHITECTS, DESIGNERS, AND HOMEOWNERS WHO DEMAND BOTH AESTHETICS AND PERFORMANCE, THIS PREMIUM IN-GROUND FIXTURE OFFERS BRILLIANT, FOCUSED ILLUMINATION AND ENDURING STRENGTH. WHETHER YOU'RE ILLUMINATING PATHWAYS, HIGHLIGHTING ARCHITECTURAL FEATURES, OR BRINGING ATTENTION TO LANDSCAPE ELEMENTS, THE DMS52 DELIVERS PROFESSIONAL-GRADE LIGHTING WITH STYLE.

CRAFTED FROM HIGH-GRADE, CORROSION-RESISTANT STAINLESS STEEL, THE DMS52 OFFERS EXCEPTIONAL DURABILITY IN OUTDOOR ENVIRONMENTS. IT IS ENGINEERED TO WITHSTAND MOISTURE, TEMPERATURE FLUCTUATIONS, UV EXPOSURE, AND PHYSICAL WEAR. ITS SQUARE BODY IS MODERN AND UNOBTRUSIVE, FITTING NEATLY INTO PAVERS, CONCRETE, TURF, OR GRAVEL WITHOUT INTERRUPTING YOUR LANDSCAPE'S VISUAL HARMONY.



YOUTUBE VIDEO
INSTALLATION GUIDE



WEBSITE



CATALOG

ABBA

LIGHTING USA
Landscape Light Specialist



(800) 360-2960



ABBALightingUSA@gmail.com



7701 Alabama Ave, Canoga Park, CA 91304